

THE  
BB

THE BOYS' BRIGADE NIGERIA



# JUNIOR SECTION HANDBOOK







**This book belongs to:**

**NAME:** .....

**ADDRESS:** .....

**COMPANY:** .....

**CHURCH:** .....

**Get ready for adventure, challenge and fun.**

**You are now a Boy in The Boys' Brigade - the oldest Uniformed Youth Organisation in the whole world. Through BB you will get good friends; play exciting games; learn new skills; grow in all areas of your life - physically, educationally, socially and spiritually; go on adventurous outings; compete against Boys from other Companies; get to know the greatest person of all time - the Lord Jesus Christ.**

**This book contains interesting and useful information to help you get the most out of being involved in The Boys' Brigade Junior Section.**

## **Captain's welcome**

**I welcome you to our Company's Junior Section. Always strive for the high ideals of The Boys' Brigade and our Object.**

.....  
**Captain**

.....  
**Date**







This is a picture of our founder **William Alexander Smith** the man who began the very first Christian Uniformed Organisation for Boys which was to spread round the world.

**Born:** 27th October 1854 at Pennyland House, Thurso, Scotland.

Started the BB in Glasgow on **Thursday 4th October 1883**

**Knighted, July 1909**

Died in London on 10th May 1914

## A BRIEF HISTORY

### The Founding of The Boys' Brigade

The Boys' Brigade or BB was founded on **4th October 1883** by **William Alexander Smith** at the **Free College Church Mission, Northwoodside Road, Glasgow, Scotland.**

Sir William Alexander Smith was a Soldier and a Sunday School Teacher. He founded The Boys' Brigade on Two Pillars - Religion and Discipline. Fifty-Nine Boys joined at the beginning.

The Company was called the **First Glasgow Company**. The Boys loved simple forms of drill, gymnastics and games. In 1886, the first BB camp was held. The uniform for the first year was a Red Rosette then a forage cap, haversack and belt was added later.

### EMBLEM

The Emblem started with an anchor and later a red cross was added to it. It stems from the verse in Hebrews 6:19 "which hope we have as an anchor of the soul, both Sure and Stedfast."





**MOTTO****SURE AND STEDFAST.**

The motto Sure and Stedfast is also taken from the verse in **Hebrews 6:19**. The biblical spelling from the Authorised Version of the Bible has been retained.

**OBJECT**

The Object of The Boys' Brigade is **"The Advancement of Christ's kingdom among Boys and the promotion of habits of Obedience, Reverence, Discipline, Self-respect and all that tends towards a true Christian Manliness."**

The Boys' Brigade Object will help you to:

- ⑩ To develop and grow in Christian character.
- ⑩ To become a loyal and responsible citizen.
- ⑩ To promote physical fitness and develop your leadership potential.

**THE BOYS' BRIGADE IN NIGERIA**

The Boys' Brigade was established in Nigeria in 1908 at The Holy **Trinity Anglican Church, Ebute Ero** by **Mr. A. W. Wakeman**. He was a missionary with CMS Bookshop.

It was registered in London on 5th September 1908 as the **1st Lagos Company**.

The first Enrolment Service held on **Sunday 20th October 1908** with:

- ⑩ Reverend T. A. J. Ogunbiyi as the Chaplain
- ⑩ Prince Oye Akintoye as Captain
- ⑩ Mr. A. W. Wakeman as the Training Officer.
- ⑩ Twenty-Eight Boys were enrolled and Five Officers were commissioned.

The Boys' Brigade has continued to spread all over the world and has more than 5,000 Companies throughout the world.







## YOUR BB COMPANY

### Name

The whole worldwide movement is known as **The Boys' Brigade**. In Nigeria it is called **"THE BOYS' BRIGADE NIGERIA"**.

The local unit is called the **"Company"**. Every Company has a name, just like you. Get accustomed to talk of your Company by name, such as "1st Lagos Company", "20th Ikeja Company", "3rd Mainland Company".

Each Company is a part of a Church, a Mission or other Christian School or body which has full control of it's Christian education.

Your Company has different Sections for different ages.

### 1. The Anchor Boys (Ages 3 - 7)

Activities seem to be... having fun. There is a programme of games, handicrafts and singing. Anchor Boys attend Sunday School or Church. They wear a Sky Blue Shirt with two breast pockets and a badge on the left pocket, a beret with ribbon titled "The Boys' Brigade", and Navy Blue Shorts.



### 2. The Junior Section (Ages 8 - 11)

This is your Group. This book tells you all about it.

Activities here seem to have more fun. The programme aims to have five parts, Spiritual, Physical, Community, Interest, Adventure. It includes things like Relay Games, Figure Marching, Music Making, Singing and The Achievement Scheme and is called 'Going for Gold'. The Achievement Scheme is a junior version of the Award Scheme in the Company Section.





**3. The Company Section  
(Ages 12 - 15)**

The Company Section offers more challenge fun and excitement. Activities here focus on Adventure, Leadership, and much more



**4. The Senior Section(Ages 16 - 18)**

When you reach your 16th birthday you are called a "Senior" and you will find that your Company has arranged special activities for you which focus on leadership, relationships, knowing God deeper, and working to gain the highest.



**The work of a Company**

While the work undertaken varies in different Companies, nearly all are alike in meeting once in a week for the Company Parade Night (always in uniform) and for Christian Education usually a Bible Class. These are the two principal meetings for the week. Other activities include athletics, physical training (PT), Gymnastics, First Aid, Band, Swimming, Football, Arts & Crafts, Signaling, Expeditions, archery etc. Companies also have special programmes for the School vacation such as Camps, Hikes, Excursions and education trips.

**1** Our Company joins up with the other Companies in our area to form a **Battalion with it's own name, like the Mainland Battalion.**

Name your Battalion \_\_\_\_\_

**2** Our Battalion, in turn, joins up with other Battalions to form **State Council**, e.g. Lagos State Council.

Name your State Council \_\_\_\_\_

**3** All the **State Councils** in the Federation join together to complete our immediate family to form **"THE BOYS' BRIGADE NIGERIA".**





## Basic Techniques

Being in BB means knowing certain special movements. Here are some ways of standing and moving that you should know.

### BB Handshake



B.B. members worldwide share an unique handshake. Use your right hand with the little finger separate from the other fingers to interlock the other person's little finger.




### Stand Easy

'Stand Easy' involves your feet about 15 cm (6 in.) apart, measured from heel to heel, turned out at an angle of thirty degrees. Your limbs, head and body may be moved, but not the feet. When you are 'standing easy' and the command 'SECTION' is given, change to the position of 'Stand at Ease'.

### Stand at Ease

Feet remain as they are, so that the weight of the body rests equally on both feet; the hands are placed behind the back with the arms fully extended, the back of the right hand placed in the palm of the left, with fingers of both hands straight and thumbs interlocked. Head and eyes facing the front; eyes looking their own level.



### Attention


When coming to 'Attention' from the 'Stand at Ease' position, keeping the leg straight the left foot is brought up to the right without stamping





and the position of 'Attention' is assumed. Heels together and in line; feet turned out at an angle of about thirty degrees; legs straight; body erect and square to the front; arms hanging easily and as straight as the natural bend of the arm will allow; wrists straight, hands clenched,

knuckles outside; thumbs to the front, close to the forefinger and immediately behind the seams of the trousers; head and eyes facing the front; eyes looking their own level; the weight of the body equally balanced on both feet.



## Salute

The Boys' Brigade salute is always executed with the right hand. The right hand is brought smartly with a circular motion to the head, palm to the front, fingers extended and close together. The point of the forefinger should touch the forehead 25 mm above the right eye. If your forefinger is just above the middle of your right eyebrow your hand will be in the correct position.

The thumb should be close to the forefinger. Your fingers, wrist and elbow should be in a straight line. The hand is brought smartly down by the shortest route. The secret is the

long way

up and the short way down, and your Officers will show you what that means.

If you are walking along the street in uniform and meet a B.B. Officer you should always salute.





BB is for Boys, because you are very important to God and to your family. The BB leaders also believe you are important and that is why they spend time running BB for you. BB Leaders are chosen by the local church to be there for you, so feel free to talk to them about anything you want - especially if you feel bad or need some one to talk to. Leaders who wear uniforms are called Officers and are trained to look after you.

There are different types of leaders in The BB:

1. **Captain** - He is in charge of the running of all the Sections in your Company.
2. **Chaplain** - The Chaplain is usually the head of the Church or one of the ministers of the local church and sometimes wears a uniform.
3. **Officer in Charge** - This Officer looks after the Junior Section and can sometimes be the Captain also.
4. Other Officers - Other Officers can have ranks of **Lieutenant**, **Warrant Officer** or **Staff Sergeant**. Lieutenants have undergone specialised training. Warrant Officers are those waiting to undergo and complete their training. Staff Sergeants are very special Boy leaders.





## Uniform

Teams usually wear something to show others that they are proud to be together.

BB has a uniform to show others we belong to BB in general as well as that we are in the Anchors/Junior Section.

### Wearing your uniform

**BERET:** The navy blue Beret is to be worn straight with the inscription "THE BOYS' BRIGADE" to the front.

**Shirt:** The Light blue Brigade shirt should be clean and ironed with all buttons done up. A Brigade Crest should be worn in the centre of the left breast shirt pocket.

**Armband:** See next page.

**Shorts:** Approved navy blue elastic waist shorts should be well brushed and neatly pressed.

**Socks:** Brigade navy blue long socks to be fully drawn up. Tops should not be turned up.

**Shoes:** Black, clean, and laces neatly tied. If you have leather shoes, make sure you clean them before you clean yourself.

**Lanyard:** white worn on the left shoulder fastened under the epaulette and, by the button, to the left pocket. Worn only by Leading boys or Boys for special duty.



However smart your uniform may be, the effect will be spoilt unless you also have clean hands, clean fingernails, clean knees and a clean face.






## Right Armband Badge Arrangements

The armband for Yearly Attendance and Achievement Scheme Awards is worn on the right arm just above the elbow. Badges on your armband should be arranged in the following order.

### Top Line:

Yearly Attendance Awards. If you served in Anchor Boys your first Badge will be an Anchor Boy Service Award.



### 2nd & 3rd Lines:

Achievement Scheme Awards with a total of 3 on each line in the following order: White, Green, Purple, Blue, Red, Gold.







## What being in BB means

The Brigade is about developing you towards true Christian manliness and getting the most out of the life that God has given you.

We do this through Group Work, in Achievements, in Games and Sports, and in attending Sunday School and learning from our Officers of the love of God.

In your Section each week you are learning to play and work together with other Boys.

When you joined your Section, you were put into a Group. You will want to make sure that your Group is the best, and you can help to do this by attending the Section Meetings and Sunday School regularly. This will also help you to earn a One Year Service Badge which will be presented to you at the end of the year.

Remember that you can gain points for your Group by doing your best in all the Section's activities. You will find that the more you put into such things as Singing, Physical Activities and Crafts the more you will get out of them.

There are two big events in the year to which all Boys look forward and to which you can bring your Parents and Friends to let them see something of your Section. The first, is the **Enrolment Service**, when you and all the other members of your Section—and probably the whole Company as well, are enrolled as members of the B.B. for another year.

The other big event is quite different and is usually held at the end of the year. This is the Display or Parents' Evening when we are able to show to everybody the things we have been doing during the year. During the Display night, your achievements and other awards may be presented to you too!



## Spending time with God

It's easy and really good to spend time with God. Each step should take a minute. You might want to leave some time to just sit and listen - God may also want to say something back.

1. **Thank God** - make a list of all the things you can praise and thank God for, and then tell Him about them. Add to your list each day.
2. **Confess** - think about the last 24 hours - have you been unkind to anyone? did you not do something you should have done? have you been jealous? have you complained unfairly, nit pick, or just been horrible? have you disobeyed God?
3. **Read the Bible** - Read only a few verses each day and try to think how it can work in your life and put it into practise. There are lots of different Bibles so find one that you can understand.
4. **Pray for others** - Ask God to help three other people each day (for example, your school friend, or family).
5. **Pray for yourself** - Talk to God about how He can help you be better, or about things that are worrying you, or ask Him to show you how He wants you to be.

Feel free to talk to your Officers about any of these things.

### Feeling bad?

Lots of things in life can make us feel bad. Sometimes people, even people that seem good, can make us feel bad. No matter how bad you feel, you don't have to face problems by yourself. Your Officers care for you and are there to help you get the most out of life. You might also find that they have gone through something similar! Ask them for help or at least to pray with you about whatever problems you have. Trust them and trust God. God will always care for you.





## Being good to others

Life is meant to be enjoyable for you and others. Rules for games are often made so everyone is treated fairly and everyone has a chance to enjoy themselves. Try to think of playing by the 'rules of life'. Do this quiz every now and again to see how well you are going. Answer (T) True; (F) False; or (S) Sometimes.

- ..... 1. I am quick to help a friend who needs help.
- ..... 2. I offer help to someone who needs it, even if I'm not so keen on or I don't know them.
- ..... 3. I try to speak first to someone who is new to BB.
- ..... 4. I can think of 3 things I did for someone this week without being asked.
- ..... 5. I am respectful to others.
- ..... 6. I never speak unkindly about others.
- ..... 7. I like to cheer someone up who is feeling sad.
- ..... 8. I don't get very upset when I don't get my own way.
- ..... 9. I can share my things happily with others.
- ..... 10. I try to talk to people that don't seem to fit in.

**Total Score** .....

Think of others as you want them to think about you. Say only things about others that you want others to say about you. Don't behave in ways that hurt or might hurt others. Be brave to be good. People will like you better that way.

## Telling others about BB

You are one of the lucky ones—you are already in the B.B.— but what about your friends at school, Sunday School and other Boys who live near you? They would enjoy themselves too, if you brought them along to the next time your Section meets. This is how Brigade keeps on growing - friends telling friends about it.

**Did you know...you can get stickers, posters and leaflets on BB to keep or show others. Ask your Captain about these.**







## The Achievement Scheme

In order to be better, you need to try to achieve things you haven't been able to do before. The Junior Section Achievement Scheme lets you earn badges for trying new things. If you look in your Bible at St. Luke, Chapter 2, verse 52, you will find these words, **"And Jesus increased in wisdom and stature and in favour with God and Man."**

This is just the Bible's way of telling how all Boys grow up. Growing up does not just mean getting taller — in fact there are four "Sides" to growing up:

**Educationally** — in wisdom

**Physically** — in stature

**Spiritually** — in favour with God

**Socially** — in favour with Man.

How does earning the various Awards in the Achievement Scheme help you on these four sides as you grow up?

### Educationally.

Although you learn about and do many things at school, there is so much more you can learn and do outside. Some of these things you can learn in Brigade and you will gain achievements with both the things you learned at school and the things you learn in the Company. Educationally is about building up your mind and how to make it work better.





## Physically.

Taking part in team games such as football and cricket as well as in individual sports like athletics and swimming, help to strengthen your friendship with others as well as your body. You will be able to earn awards by taking part in outdoor sports and games of this kind as well as other physical activities and games played at your Section Meeting. You will be amazed how easy it will be to do a lot of things if you are fit and healthy than if you don't look after yourself properly.




## Socially.

To earn awards in the Social part of the Scheme you learn not only how to care for and look after yourself, but also how to become helpful at home and to other people and are encouraged to put what you have learned into practice. In doing this you become a better Boy to live with at home and in your neighbourhood.



## Spiritually.



The awards on this side are earned for attendance at Sunday School and Church and taking part in Church activities, in learning portions of the Bible, etc. In doing this you will learn of the Lord Jesus Christ who loves you and wants the very best for you. You will also learn how God can be a part of all your life and be able to see what He wants you to do for Him.





Some of these Achievements can be done at home, some at school, some at the Section Meeting. If you do any at home or at school, first ask your Officer for permission and get all the details of what has to be done, then ask Mum or Dad or your teacher to guide you. Once you have finished an Achievement, wherever it was done, ask your Officer to initial your Record Card for that Achievement.

## The Badges

You will receive an armband on which to wear your Awards and also the Attendance Badges. It usually takes Three years of work in the Junior Section to earn all Six Awards plus Three Attendance Badges that are shown on the armband on page **10** - but it's all worth it!

A Boy who achieved all Badges in the Junior Section would probably do it this way: In his first year in the Section when he was 8 years old,

he gained his White and Green Awards; in his second year he won his Blue and Purple Awards and in his third year he got his Red Award and finally his Gold Award. Before he could wear the Gold Award the Boy had to get 68 Achievements in all, 17 from each "side" of growing up. This is such a fine "Achievement" that if you earn your Gold Award, you will be able to wear a very special badge when you move up into the Company Section.

Your Officer will give you your very own Achievement Record Card, which will tell you all the different things you can do. Some of these you will be able to work at by yourself, but for others your Officers or parents will have to help you.





## When you can earn each badge

Here are the earliest times at which you can receive the various Achievement Awards.

### In your First Session

White Award

As soon as gained

Green Award

Not before 30th October

### In your Second Session

Purple Award

Not before 30th June

Blue Award

Not before 30th October

### In your Third Session

Red Award

Not before 30th June

Gold Award

As soon as gained

If you start the Junior Section after you are 8 BB Age, it is possible to catch up on some badges - talk to your Officer In Charge on what can be done.

## Achievement Record

	Group in	Other Section Awards gained*
First Session		
Second Session		
Third Session		

\*In addition to the Junior Section Achievements, your Section may have additional awards - such as Best Uniform, Encouragement.





### Attendance Awards

☐

☐

☐


### Achievement Awards

☐

☐

☐

☐

☐

☐


Tick or shade each box as you earn the badge.

Date gained Transfer to Company Section Certificate:

.....

Colour of Junior Section Service Award:

.....

Well done!

You're now ready for the COMPANY SECTION.





# Important Events

To help you remember dates of important events (services, outings, display, Section holidays, Parties, etc) feel free to write them in here.

## First Session

Date

Event

.....

.....

.....

.....

.....

.....

.....

.....

## Second Session

Date

Event

.....

.....

.....

.....

.....

.....

.....

.....

.....

.....

## Third Session

Date

Event

.....

.....

.....

.....

.....

.....

.....

.....





## Autographs

At times you might meet people you'd like to remember through BB. Use this space to get them to sign their names and even write a short comment if you like.







## Closing Note

Have lots of fun, tell your friends and family about what you do in BB and always seek to improve yourself to the ultimate aim of true Christian manliness.  
BB is first for Boys.

### The Boys' Brigade Anthem

#### Verse 1:

Underneath the banner  
Of the Cross arrayed,  
Lord we ask Thy blessing  
On The Boys' Brigade;  
Thou art our Commander  
And Thy soldiers, we  
And in Christian warfare  
We would honour Thee

#### Chorus:

Underneath the banner  
Of the Cross arrayed,  
Lord we ask thy blessing  
On The Boys' Brigade

#### Verse 2:

In each lowly service  
As on Drill Parade,  
"Duty" be the watchword  
Of The Boys' Brigade;  
Make us ever loyal  
Small or great the foe;  
Lead us, Saviour! lead us,  
Everywhere we go

#### Verse 3:

We will fight for laurels  
That will never fade;  
For the Holy City  
March The Boys' Brigade;  
What we find unholy  
In our daily life,  
We will try to conquer –  
Help us in the strife



## The Anchor Song

### Verse 1:

There's an emblem fair that is known to all,  
A sign to help us through,  
It stands for strength and it stands for right,  
An Anchor tried and true.  
The emblem of The Boys' Brigade  
It helps us on our way,  
Our father's knew in days gone by  
This sign we know to-day.

### Chorus:

"Sure and Stedfast"  
The Brigade Boys' motto clear  
That's our watch-word  
when trouble and trials are near.  
"Sure and Stedfast"  
to the flag that flies above  
In all that we do we'll try to be true  
To the Anchor that we love

### Verse 2:

With gallant heart and gallant soul,  
On life's broad sea we'll sail,  
What-e'er storms of life may bring,  
Our Anchor must prevail,  
Although the clouds may cross the sun,  
And skies grow dark and grey,  
We'll face the foe until we've won,  
A glorious victory.

## BOYS BRIGADE WAS BUILT UPON

Boys' Brigade was built upon  
Upon the two pillars  
Religion and Discipline  
Two pillars that nothing can destroy.

## LITTLE BOYS' BRIGADE

Little Boys' Brigade do not cry  
You will be a leader day by day.





## The Boys' Brigade PRAYER

Bless, O God, The Boys' Brigade, and give to it greater power to advance Your kingdom throughout the world.

Grant in Your mercy, that every member, past and present, may prove steadfast in his fight against evil, and true in his allegiance to You.

Help us in times of temptation; make us strong where we are weak; give us courage in difficulty, faithfulness in duty, loyalty in friendship; and finally, by Your mercy, bring us into Your everlasting kingdom. Through Jesus Christ, our Lord. Amen.

## ANCHORS / JUNIORS PRAYER

Anchor Boys to Jesus Pray  
Help us each and every day  
Guide us, Guard us through the night  
Keep us cheerful, good and bright

AMEN

The ANCHOR PRAYER is said by Anchors and Juniors daily.

## BB VESPER

Great God who knowest all our needs  
Bless Thou our watch and guard our sleep;  
Forgive our sins of thought and deed,  
And in Thy peace Thy servants keep.

We thank Thee for the day that's done  
We trust Thee for the days to be;  
Thy love we learn in Christ Thy Son,  
O may we all His glory see!  
Amen

The VESPER is sung after BB programmes before the prayer.





**BB** - The Boys' Brigade is often abbreviated as 'BB'.

**Boy** - All members in BB are called a 'Boy' - and is always spelt with a capital B.

**Leading Boy** - A Boy with special responsibilities.

**Leader** - Any person that helps run BB.

**Officer** - Leaders that have undergone special training and wear a uniform.

**Company** - The local BB group.

**Section** - BB has three Sections depending on your age. The youngest Section is Anchor Boys & Junior Section (5-7 years & 8-11 years old); Company Section (12 - 15 years old); and Senior Section (16-18 years old).

**Group** - Within Junior Section, you are placed with other Boys who were born in the same year - this is your 'Group'.

**Session** - One year at BB from 1 January to 31 December.

**Our Motto** - BB's motto is "Sure and Stedfast."

**Our Object** - The Object of The Boys' Brigade is "The Advancement of Christ's Kingdom among Boys and the promotion of habits of Obedience, Reverence, Discipline, Self-Respect and all that tends towards a true Christian manliness."

