

**THE
BOYS' BRIGADE
NIGERIA**



**THE COMPANY
IN ACTION**

**THE
BOYS' BRIGADE
NIGERIA**



**THE COMPANY
IN ACTION**

THE BOYS' BRIGADE NIGERIA

THE COMPANY IN ACTION

FOR USE BY NEWLY FORMED COMPANY

Prepared and Published

BY

THE NATIONAL HEADQUARTERS

1A, Alhaji Calfos Street, Igbobi

P. O. Box 9,

Yaba, Lagos.

THE BB OBJECT

"The advancement of Christ's Kingdom among Boys and the promotion of habits of Obedience, Reverence, Discipline, Self-respect and all that tends towards a true Christian Manliness."

THE BADGE



An Anchor and a Cross.
Hebrews, Chapter 6, Verse 19 "Which hope we have as an anchor of the soul, both sure and steadfast"

THE MOTTO

"SURE AND STEADFAST"

THE METHOD

Bible Class
Drill
Uniform

Badge Work
Games
Church Connection.

Remember now thy Creator in the days of thy youth.

In all thy ways acknowledge Him and

He shall direct thy paths.

LAYING THE FOUNDATION

This Handbook is sent to you after your Church has decided to start a Company of The Boys' Brigade and after the Book 'HOW TO START A COMPANY' has been carefully studied.

Now it is up to you as a potential Officer of the Company to lay the foundation on which a successful Company will be built.

If you have had previous experience of The Boys' Brigade or if you have received Officer Cadet training you should already know much of what is contained in this book. But please read it again and consider it with your Brother Officers. If you are new to the BB, try to get to a Training Course as early as possible as it is unlikely that the Company will be registered until at least one Officer has received training.

The textbooks which accompany this guide should also be read in detail. BB training is founded on Religion and Discipline.

The Bible Class Syllabus will help you to instruct your Boys on the greatest of all textbooks – the Bible.

At least one Officer should be capable of instructing Drill. He must use the Drill Book and plan a programme of instruction.

It is not easy to run a BB Company successfully. It is indeed one of the most difficult tasks which the Church has to offer a young man. But it is a very important one and provides a rich and rewarding means of service to your Church and to Jesus Christ.

THE OFFICERS OF THE COMPANY

There should be, in addition to the Chaplain, at least three Officers in a Company.

The CHAPLAIN is the Minister of the Church. He is an Officer of the Company and he, with his Church Committee, has full control of the affairs of the Company.

The CAPTAIN is appointed by the Church to lead the Company. This is not an honorary appointment to be made to a Headmaster or an important person in

the Church merely as a mark of honour. The Captain will be expected to take an active part in Company work and to attend all meetings of the Company. He should be a man of mature years who will command the respect of Officers and Boys.

LIEUTENANTS are junior Officers who will assist the Captain in running the Company. They must, like the Captain, be prepared to attend all meetings regularly.

THE QUALIFICATIONS OF AN OFFICER

1. A convinced Christian who is in full membership of the Church to which the Company will be attached, who is a regular attender at worship, and active in Church work.
2. At least 19 years of age.
3. An interest in Boys and a desire to lead them in the Christian way.
4. Enthusiasm for the task.

A large Company will need more than three Officers. There should be about one Officer to every ten Boys. It is a mistake to appoint too many Officers: Men who have no work to do in the Company become disinterested.

PRELIMINARY PLANNING

Before speaking to Boys about the Company the men who have been appointed by the Church as Officers meet together and plan the actual starting of the weekly Boys' meetings.

Here are some of the matters to be considered:

- allocation of duties to Officers, for example, Drill Officer, Games Officer, Company Secretary and Treasurer;
- means of intimating the starting of the Company so that all Boys in the neighbourhood will know of it;
- time and place of first meeting;
- time and place of weekly Bible Class and weekly parade. (Chaplain, Sunday School Superintendent, Choirmaster, Headmaster of Schools affected, should all be consulted to avoid overlapping of meetings);

-
- general planning of activities for first 10/12 weeks;
 - provision of necessary equipment, such as temporary registers, games materials.

During this period all Officers will try to master the important features of the BB way of training - Christian instruction at Bible Class, teaching of discipline and character - training at Drill Parade and by means of other activities - the importance of the example of the Officers and the Christian influence at work in all parts of the Company programme.

Training Courses for Officers are organised at intervals throughout the federation and Brigade Schools lasting one week are usually held once a year.

Every Officer must try to attend a Course. At least one Officer in the Company should have training or experience before the Company is registered.

THE BOYS

The Boys of your town or district can now be invited to join the Company, This intimation may be made in several ways -

- by pulpit intimation (when the Minister will ask Church members to encourage their Boys to join);
- by personal invitation made by Chaplain or Captain to Boys in neighbouring schools (with Headmaster's permission and co-operation);
- by posters on Church and School notice boards (Posters are available from Headquarters);
- if there is a good Company near you a recruiting march and display by Boys in uniform will be helpful.

AGE LIMITS

The BB is for Boys between the ages of 6 and 18 years. Boys may join on or after their sixth Birthday. Every effort should be made to check that a Boy gives his true age. ON NO ACCOUNT should Boys who are not within the BB age limits be allowed to join, or remain in the Company.

ALL BOYS WELCOME

The BB is not only for Boys in the school attached to your Church. Make your Company a Missionary organisation. Invite all Boys in the neighbourhood to join; Boys from your Church School and other schools; from Secondary Modern and Grammar Schools; Boys who have left school and Boys who have never been to school.

The BB is for Christian and non-Christian Boys but always remember that the aim is to lead Boys into the service of Jesus Christ and His Church.

THE FIRST MEETING

The Captain or Chaplain will welcome the Boys and explain the purpose of the Company and conditions of membership –

THE PURPOSE:

The Boys' Brigade is a Christian Organisation and a Company is being formed by the Church to train Boys in the Christian way of life that they may grow up to be men who will know and love and serve Jesus Christ.

- Nigeria needs good citizens.
- The Church of God needs faithful members,
- Jesus Christ seeks loyal disciples.
- It is the aim of your Officers to train such men.

THE CONDITIONS:

- Boys will be expected to attend regularly the Company Bible Class and weekly parade.
- Boys must be within the age- limits.
- Boys will be expected to obey the rules of the Company.
- Boys will be expected to buy a uniform.
- Any other local conditions, such as Enrolment Fee, Weekly Subscription, etc.

A temporary Company Register should then be prepared and a careful record made of each Boy's name, address, age, school. A Recruit's Application Form will then be given to each Boy and this has to be completed and returned the following week.

After announcements have been made regarding time and place of Bible Class and weekly Parade, the meeting will be closed with hymn and prayer.

THE COMPANY IN ACTION

There are two meetings each week which must be attended by every Boy and Officer.

The COMPANY BIBLE CLASS is a simple religious service lasting about 3/4 hour where Bible teaching is given by the Officers. The teaching needs careful preparation and a syllabus of instruction should be used. A Textbook for Officers is issued each year by The Boys' Brigade and can be obtained from National Headquarters.

Officers should take it in turn to give the lesson and the Chaplain will also be invited to give a talk to the Boys on occasions.

Here is a suggested Order of Service

- | | |
|--|--|
| 1. Opening Hymn | 5. Hymn. |
| 2. Prayer, including The Lord's Prayer | 6. The Lesson-lasting not more than 15 mins. |
| 3. Hymn. | 7. Short Prayer or Collect. |
| 4. Scripture Reading. | 8. Hymn. Benediction. |

Sunday is the best day for Bible Class at a time which does not conflict with Church Services or Sunday School. Uniform is not worn at Bible Class.

A BB Company without a regular Bible Class or other provision for Bible Teaching is not carrying out the BB method of training.

The Church to which a Company is attached is entirely responsible for the religious instruction given to Boys.

The WEEKLY PARADE is the second meeting which is held regularly and attended by all Boys and Officers.

Opening and closing devotions, inspection of uniform, drill, talks, games and other activities all have a part in the programme.

Drill, based on the BB Drill Book, is an important part of BB training: All Officers should have a knowledge of Recruit Drill but one or two officers should be appointed Drill Instructors so that they become expert. The drill

training should be carefully planned so as to keep the interest of Boys.

A Programme Book should be kept and programmes planned for several weeks ahead.

The good Captain will not take all activities himself. He will see that the Officers know their tasks and carry them out and he will keep the programme working to time.

Programme outlines for the first six weeks are included in this handbook. From these examples you will plan further programmes and when the Company is registered a Company File with programmes and other material will be sent to you.

The Company should be divided into squads 10 Boys each. Make good use of the squads system by encouraging healthy competition between the squads. Marks can be given for attendance at Bible Class and Drill, punctuality, smartness at inspection (and later for cleanliness of uniform), results of games competitions, etc. A trophy can be purchased to be held by the leader of the winning squad each month.

**TENTATIVE PROGRAMME OUTLINES -
WEEKLY PARADE**

WEEK 1

All parade activities should take place in the compound not in a classroom.

Promptly at time of starting (say 5 p.m.) an Officer will order Boys (the drill order is-Fall-in) to take up position in lines of about 10 Boys each, side by side, one line behind the other.

The Register will then be marked.

The Captain, standing in front of the front line and facing the parade, conducts Opening Service.

Hymn - If hymn book or hymn sheets are available.

Scripture Reading -

Short Prayer

*(Please see details on Page 88 - 90
of the Drill Book 1981 Edition)*

Time

10 mins

INSPECTION.

Captain walks round ranks of Boys checking cleanliness and neatness.

5 mins.

DRILL.

The Company may now be divided into two or three squads and drill instruction given by Officers who have prepared programme from Drill Handbook.

20mins.

FALL-IN. Teach Attention, Stand at Ease, Stand Easy.
(The New Company Drill Book pages 33, 34, 35)

Pay attention to detail; use correct commands from Drill Book Give good example; Explain purpose of Drill.

TALK By Captain or Officer.

The BB – What it means to be a member.

Remind Boys of conditions of membership.....(10 mins).

Emphasize need for regularity. Boys can only be members of the BB if they attend regularly at Bible Class and Drill (3 times out of 4 should be minimum).

Explain that uniform is worn in The Boys' Brigade.

ENROLMENT

Of Boys attending for first time; receive Recruit Forms and issue Recruit Payment Cards. (10 mins.)

GAMES

Partner Contest - Pushing
Shipwrecks
Zig Zag Relay

} see Instructions
pages 15 - 18

15 mins.

CLOSING

Fall-in in 1st position. Announcements. Closing prayer.

5 mins.

PROGRAMME OUTLINES - WEEK 2

The order and times set out for Week 1 should be followed. Company Parade Night.

FALL-IN

Roll call. Opening Service. Inspection.

DRILL

Practise drill already taught. Teach Turning - The Boys' Brigade Drill Book pages 36 - 42.

TALK

The BB Object. Explain meaning.

GAMES

Grab his Tail Touch Hands and run Lifting Relay	}	Instructions on pages 15 -18
---	---	---------------------------------

Make up Squads, 10 Boys in each, keeping them evenly matched to provide keen competition. Give marks for inspection, attendance, etc., and have Competition for best Squad. Squad Roll Books are now available in the BB shop Each Squad leader should have a Squad roll book.

CLOSING- As last week.

PROGRAMME OUTLINES - WEEKS 3.

FALL-IN SQUADS

Roll Call. Opening Service. Inspection.

DRILL

Practise Drill already taught. Teach Marching, The Boys' Brigade Drill Book pages 38 -42.

SPECIAL ACTIVITY

Teach & memorise BB Object.

GAMES

Partner Contest - Neck Pull Here, There, Where. Jumping the Rope	}	Instructions pages 15-18
--	---	-----------------------------

Closing

PROGRAMME OUTLINES - WEEK 4.

FALL-IN SQUADS.

Roll Call. Opening Service. Inspection.

DRILL

Practise Drill already taught. Teach Saluting, Dismissing, pages 43 & 44 Drill Training.

SPECIAL ACTIVITY

BB Badge and Motto - Hebrews. Chap. 6, V. 19. Explain meaning and use of an anchor. Let Boys practise drawing the Badge.

GAMES

Running Relay Races – Inter Squad.	} Instructions pages 15-18
Line Tug of War	
Good Morning, Good Afternoon,	
Good Evening.	

Closing.

PROGRAMME OUTLINES – WEEK 5

FALL-IN IN SQUADS

Roll Call. Opening Service. Inspection.

DRILL

Practise Drill already taught. Teach drill for 4th meeting. The Boys' Brigade Drill Book pages 36 -44.

SPECIAL ACTIVITY

Talk on The Boys' Brigade. Founded by William Alexander Smith in the year 1883 in Glasgow, Scotland.

First uniformed youth organisation. Was started to supplement Sunday School work. Has grown to be large organisation with Companies in many countries of the world.

First Company in Nigeria started in Holy Trinity Church, Ebute Ero, Lagos, 1908. Now almost 2,250 Companies in Nigeria With over 80,000 members. Boys are members of a "Big Brotherhood" of Boys.

GAMES

Partner Contests
Leap Frog.
Circle Dodge Ball. } Instructions
pages 15-18

Closing

Now is the time to select senior Boys as Squad Leaders. Choose Boys who have been regular in attendance and loyal and enthusiastic at Company meetings.

Information about promoting Boys to higher ranks is given on a later page of this Handbook.

PROGRAMME OUTLINES – WEEK. 6

Fall-in in Squads	(pages 45 & 46 of (The Drill Book)	Opening Service
Roll Call.		Inspection.

DRILL

Practise all Drill already taught, especially marching and aim at good standard. Marching is best taught by squad marching round compound in single file while instructors make corrections.

SPECIALACTIVITY

If sample uniform has been obtained, give talk on purpose and wearing. Demonstrate how Boy's Uniform is worn. Encourage Boys to make weekly payments.

GAMES

Inter Squad Competition - Relay Games.

Closing.

These programmes will help you to plan your own scheme of work for the Company. When the Company is registered further information will be sent to you about additional activities.

**AFTER ENROLMENT AND AFTER UNIFORM HAS BEEN OBTAINED
EVERY BOY AND OFFICER SHOULD WEAR UNIFORM AT THE
WEEKLY PARADE.**

COMPANY ENROLMENT

After meetings have been held for at least 6 weeks application for forms of enrolment should be made on the Request Form attached at end of this booklet.

**UNIFORM IS NOT SUPPLIED UNTIL ENROLMENT HAS BEEN
SANCTIONED BY THE NATIONAL HEADQUARTER**

Appointment Cards for Officers and Membership Cards for Boys will be sent on enrolment.

Make plans in good time for the official Enrolment Service of the Company which will be held in Church at one of the services of worship and conducted by the Chaplain.

The preliminary meetings are meant as a test for Officers and Boys. If Officers can't keep the Boys and increase their interest during this period it is unlikely that the Company will be a success. By careful preparation and application of the BB method on the part of the Officers, the Boys of the Company will come to understand that membership of The Boys' Brigade, while it provides interest and enjoyment and recreation is a serious matter.

Aim to keep every Boy who registers and find out what is wrong if Boys stop coming.

COMPANY ORGANISATION

Regular meetings (say once a month) of the Company Staff should be held to plan programmes in advance, plan Company activities, examine Roll Books and check on absentees, discuss generally the work of the Company and pray for the members of the Company.

The Chaplain is an Officer of the Company and should be invited to staff meetings.

FINANCE

Some Churches are prepared to give a grant to help the Company. But as soon as possible the Company should try to be self-supporting. This can be achieved by:

1. Officers and Boys paying a small weekly or monthly subscription;
2. Taking part in the Annual BB Week Collection organised by National Headquarters;
3. Arranging Displays, Concerts, etc.;
4. Requesting donations from prominent members of the Church.

The finances of The Boys' Brigade Company are in the control of the Church and should be audited by the Church Auditor.

Boys are expected to pay for their uniform.

An Annual Subscription of ₦10.00 is payable by each Company to the National Headquarters.

UNIFORM

BOYS' UNIFORM:

Junior Section - A navy blue Berret cap with ribbon neatly sewn round it, a light blue short sleeved shirt with a pocket badge and a navy blue pair of short knicker.

COMPANY SECTION:

Field Service Cap with number of Company, Haversack, BB Belt, White Shorts, Navy Blue Short sleeve shirt, Haversack and Black shoes with stockings.

SENIOR SECTION:

Field Service Cap with number of Company, Haversack, BB Belt, White Trousers, Navy Blue Long sleeve, Bush Jacket, White Long sleeve Shirt, Black Tie, Haversack and Black shoes with stockings.

Chevrons are worn by Boys promoted to Non-Commissioned Officer rank.

Officer's Uniform consists of Glengarry Cap with Cap Crest and Collar Badges worn in the lapels of jacket or collar of shirt. Officers use uniform A and B. The BB Belt is worn with uniform B.

Uniform 'A' consists of a long sleeve white shirt navy blue suit with badges on the collar a black tie, black shoes and black socks. Uniform 'B' consists of navy blue long trousers, short sleeved white jacket, etc.

Boys should be encouraged to buy their own uniform but it is best for the Company to buy the belts and loan them to Boys as long as they remain members of the Company. The belts will remain the property of the Company.

BOYS RANKS

New Boys are known as Recruits and the rank of all BB. Boys who have not been promoted as Non-Commissioned Officers is PRIVATE.

To encourage senior Boys and to develop leadership, and important part of the BB method is the system of promotion as Non-Commissioned Officers.

No promotions should be made in a new Company until several months have passed. Senior Boys will have been selected as Squad leaders and when the Officers are satisfied that these Boys have proved good leaders they may be appointed to the rank of LANCE CORPORAL.

No Boy should be appointed to this rank until the session in which he becomes 15 years of age.

After serving for a Session as Lance Corporal, a Boy of 16 years may be appointed CORPORAL, and similarly a Corporal, 17 years of age may be appointed SERGEANT and 18 a STAFF SERGEANT which is the most senior Boys' rank.

The badges of these ranks are chevrons, worn on the right arm. of one, two and three stripes respectively. The S/Sergeant wears a special cap. The chevron should be supplied by the Company for the period of a Boy's service. The proportion of N. C. O's in a Company should not be more than 1 to every 5 Boys.

The senior N. C. O's will, of course, be the squad leaders and should be chosen for their loyalty to the Company, character and powers of leadership.


Encourage keen rivalry between squads by inter-squad marks for attendance, punctuality, inspection of uniform, drill and games.

GAMES AND ACTIVITIES SUGGESTED IN PROGRAMMES

1. PUSHING CONTEST IN PAIRS.

Two players face each other in the Forward Lunge position making contact with the palms of the hands, the arms being kept straight.

The object is to force back the opponent over a given mark without changing the relative position of arms, body or feet.



2. SHIPWRECKS:

Free running anywhere. On the signal, all attempt to smack the seat of the other Boy without being hit themselves. On the second signal, continue free running.

3. ZIG-ZAG RELAY:

Teams in lines, Space between each Boy. On signal "GO" the rear man in each team starts running zig-zag towards the front but as he passes the man standing next ahead, the latter at once follows; as these two pass the third from the end he also follows and so on, i.e. one player joins on each time. When rear man rounds the front man, he runs straight back to his place so that those following him must go round him and continue zig-zag pattern until each reaches his own place and No. 1 is last to finish.

4. GRAB HIS TAIL:

Each player starts with a leaf (or his handkerchief) tucked into the top of his shorts at the back so that its end hangs freely to form a "TAIL". On signal each player tries to grab as many "TAILS" as he can by chasing other players, yet dodging to avoid losing his own. Player with most "TAILS" in his possession at end of the game or at end second signal is winner.

5. **TOUCH HANDS AND RUN:**

Half the class line up along one side of compound, with backs to wall, each with one hand held outstretched and stationary. Partners approach and try to touch the outstretched hands and run back to opposite side before opponents can tag them. No "CHASING" partner may run until he has had his hand touched by his opponent. Change over and repeat.

6. **LIFTING RELAY:**

Carried out in files from sitting position. On signal all except the last player in each team swing the arms sideways. The last player quickly stands, grasps the player in front under the arms and lifts him to his feet: this player lifts the next and so on until all are standing. First team standing wins.

7. **NECK PULL:**

Opponents stand facing with hands clasped behind each other's necks, one arm inside and one arm outside. On signal each tried to force his opponent's head downward. First to succeed in each pair is the winner.

8. **HERE, THERE, WHERE!**

At instructor's command of "HERE! " or "THERE! " all run in direction indicated e.g. towards one side or other of compound. At "WHERE! ", all skip jump or run on the spot with knees high. Instructor should change the directions quickly and often.

9. **JUMPING THE CIRCLING ROPE:**

One Boy holds a rope with a weight on the end and swings it round and round quickly. The remainder of the team stand round him and attempt to jump over the rope as it swings round. A Boy who fails to do so changes places with the Boy with the rope.

10. **LINE TUG-OF-WAR:**

The Boys stand side by side into lines facing opposite directions with arms interlocked. On the word "PUSH" the Boys push in the direction they are facing without breaking the arm lock position.

1. **GOOD MORNING, GOOD AFTERNOON, GOOD EVENING:**

CIRCLE FORMATION. Boy running round outside of circle is anti-clockwise direction touches Boy in circle. The toucher immediately turn-

and runs in a clockwise direction, while Boy who was touched runs arm clockwise round outside of circle until both meet on other side of circle. The stop, shake hands, and greet each other saying "Good Morning. Good Afternoon, Good Evening" (or equivalent in Vernacular) then continue running in the direction in which they were going and race to occupy vacant place left by 2nd Boy. The loser continues to run round and game continues as before.

12. ARM-LOCK WRESTLE:

Players sit back to back with feet astride and elbows in interlocked. On signal each tries to force his opponent's named shoulder to the floor.

13. CIRCLE DODGE BALL:

Players from circle with one Boy in centre. Players throw football trying to hit centre boy below the knee. Successful thrower changes places with centre Boy.

14. RING THE STICK:

A team game which will occupy all the time of the games period.

APPARATUS:

One ring or quoit, of rubber or you can make one of rope or tie two sticks about 6 feet long, and two chairs or benches. A bench is placed at centre of each end line.

GAME:

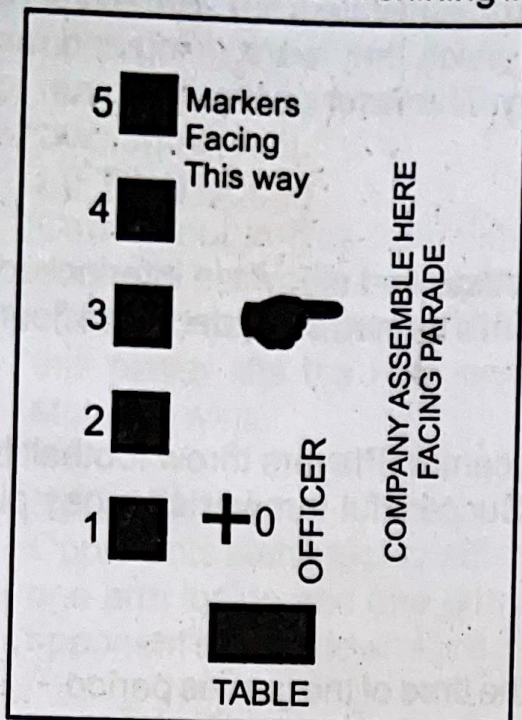
Two teams of 6 - 11 players. Formation as for football except that goalkeeper stands on bench towards which his team is shooting. Game is for teams to pass ring between players and score goal by throwing ring over stick held by own goalkeeper.

RULES:


No rough play. Ring to be held by one player not more than 3 steps or 3 seconds. Penalty - Free pass.

FALL - IN FOR COMPANY PARADE


Always fall-in at same place in Compound so that Boys know where to assemble. Don't have sun shining into Boys eyes.



1st Position - Fall - in of Squad Markers



2nd Position - Markers in position for Company Fall - in.



Company in Position

Read for Opening Service

For detail of commands

See page 20

COMMANDS FOR FALL-IN FOR COMPANY DRILL PARADE

Commands given by Officer responsible for Falling-in the Company.

MARKERS - FALL-IN	Markers are inspected by Officer and Squad.
ATTEN-TION	Roll Books issued.
OUTWARDS TURN	No. 1 Marker turns right others turn left.
AT THREE PACES INTERVAL, QUICK MARCH	No. 1 does not move, others march off. No. 2 taking two paces. No. 3 four paces, No. 4 six paces and so on. When all in position, markers turn to front without command.
MARKERS - STAND AT EASY	
PARADE-FALL-IN	Boys take up position in their squads on left of markers.
CALL THE ROLL	Markers call the roll.
MARKERS - ATTEN-TION TO THE FRONT. QUICK MARCH given MARKERS - HALT RIGHT TURN.	Roll Books collected and Hymn Books to Markers for Squads.
RIGHT - TURN. TO YOUR SQUADS. QUICK - MARCH.	Hymn Books are passed along.
PARADE- ATTEN-TION	Parade is handed over to Captain.

Commands given by Captain who has now taken charge of parade.

CAPS - OFF

After Opening Service

STAND - EASY

Caps are replaced

COMPANY - ATTEN-TION

Captain inspects squads.

NOTES AND ADDRESSES

Applications for enrolment are dealt with from Regional Headquarters and enrolment endorsed by the Executive Committee.

Every Company of The Boys' Brigade is an equal partner in a world-wide organisation. Help Boys to realise that they are part of this brotherhood of the BB.

Officers should take every opportunity of meeting with other Officers: at Group Council meetings, Regional Training Courses, etc., and should arrange inter-Company events for their Boys.

YOUR COMPANY WILL BE SATISFACTORY WHEN—

1. Every Boy in the Company is present at the start of each meeting, except when he has obtained permission from the Captain, or is known to be ill;
2. The Company has thoroughly mastered Recruit Drill and is receiving well-planned instruction each week;
3. Every Officer has received training;
4. Most of your Boys stay in the Company until they are 18 years of age, and appointed officers of the Company if they wish to continue as members.
5. Most of your Boys accept Jesus Christ as their personal Lord, and join your Church while they are in the Company.

ADDRESS OF NATIONAL HEADQUARTERS

TEMPROARY

1 A, Alhaji Calfos St.,
Igbobi, Ikorodu Road,
Lagos.
(Near entrance Orthopaedic Hospital)

POSTAL ADDRESS

The Boys' Brigade
P. O. Box 9, Yaba
Lagos - Nigeria.

(To be sent after completion to the National Headquarters)

To: — THE BOYS' BRIGADE, NIGERIA
National Headquarters
1A, Alhaji Calfos Street, Igbobi,
P. O. Box 9, Yaba – Lagos.

The Company has now been meeting for.....
weeks and we apply for Forms for Enrolment and for more books.

* We enclose Twenty five naira only (N25.00) cost of necessary books
from the undernoted list.

Officer's Handbook;
Drill Book;
50 Hymn Sheets (A);
50 Hymn Sheets (B);
50 Hymn Sheets (C);
Junior Section Officers Handbook.
Squad Roll Books.

The conditions laid down in "HOW TO START A COMPANY" have been
complied with

Church.....

Minister's Signature.....

NAME AND ADDRESS OF CAPTAIN TO WHOM FORMS AND ABOVE
BOOKS WILL BE SENT: –

.....
.....
.....
.....

NOTE: –
Certified cheque or cash to be made payable to
"THE BOYS' BRIGADE NIGERIA."

